

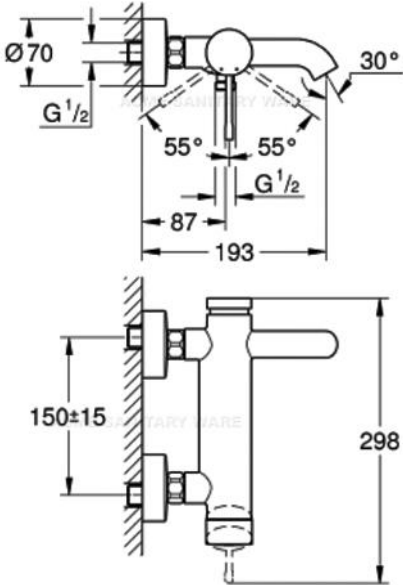





PROJECT		REF		REV	ITEM CODE	
LOCATION		DATE			PAGE	

SANITARY WARE SPECIFICATION SHEET

<p>Item Descriptions</p> <p>Dimensions</p> <p>Model</p> <p>Finish</p> <p>Country of Origin</p> <p>Manufacturer</p> <p>Supplier</p> <p>Contact Tel/Fax</p> <p>E-mail</p> <p>Website</p>	<p>GROHE (Germany) "Essence" Brushed warm sunset single-lever bath and shower mixer</p> <p>L298 x W193 x H70 mm</p> <p>33624DL1</p> <p>Brushed Warm Sunset</p> <p>Portugal</p> <p>GROHE Limited</p> <p>Acme Sanitary Ware Co. Ltd Mr. Eric Wong/ Mr. Don Yuen</p> <p>(852) 2388-7171 / (852) 2710-8012</p> <p>acme@acmesanitary.com.hk</p> <p>www.acmesanitary.com.hk</p>	<p>Illustration/ Drawing</p>    <p>Colour options:</p> <ul style="list-style-type: none"> ● 001 StarLight Chrome ● DC1 SuperSteel ● DA1 Warm Sunset ● A01 Hard Graphite ● AL1 Brushed Hard Graphite ● GL1 Cool Sunrise ● GN1 Brushed Cool Sunrise ● DL1 Brushed Warm Sunset ● BE1 Polished Nickel ● EN1 Brushed Nickel
<p>Essence</p> <p>Single-lever bath mixer 1/2"</p> <p>wall mounted</p> <p>metal lever</p> <p>GROHE SilkMove 35 mm ceramic cartridge with temperature limiter</p> <p>GROHE StarLight finish</p> <p>automatic diverter: bath/shower</p> <p>mousseur</p> <p>shower outlet 1/2"</p> <p>integrated non-return valve</p> <p>S-unions</p> <p>protected against backflow</p> <p>min. recommended pressure 1.0 bar</p>  <p>33624DC1 33624GL1 33624DA1 33624A01</p>		

Note:

* All information of the above is for the reference only. No prior notice is made if any changes.



Department

香港灣仔士打道七號入境事務大樓 48 樓
48/F, Immigration Tower, 7 Gloucester Road, Wan Chai, Hong Kong

本署檔號 : (2) in WSD 3321/2020 T/J(545/2020)
Our ref.
來函檔號 :
Your ref.


電話 :
Tel.
傳真 : 2824 0578
Fax.

17 June 2020

Approval of "GROHE" Bath/Shower Mixer (General Acceptance No. C20200464)

Your letter ref. WRC/2229 dated 15 May 2020 refers.

Having considered the test report ref. J25000 issued on 9 March 2020 by Nutek Systems (HK) Ltd., this Authority accepts that the fitting described below complies with, and its use when correctly installed does not contravene, the Waterworks Ordinance and Regulations.

Name of Manufacturer: Grohe AG
Country of Origin: Portugal
Brand: Grohe
Details of Fitting: 1/2" Single lever bath/shower mixer
Model: 33624XX1
(where the digits "XX" denote the code of colour)
Body Markings: 
Expiry Date: 19 January 2025



This Authority hereby permits the use of the above fitting in fresh water plumbing systems subject to full adherence to Waterworks installation requirements. In particular, you are required to draw your customers' attention to the following requirement-

"The cold water supply to the fitting shall be drawn from the same source that supplies the hot water apparatus so as to provide a balanced pressure and to obviate the risk of scalding in the event of a restriction or failure in the water supply." AND

"The shower head or handspray should not be placed in submerged conditions and should be securely fixed to the original position after use."

A condition of this acceptance is that the fitting to be installed shall be replicas of the sample as certified by the testing agent mentioned above and without modifications. This acceptance may be withdrawn at any time if the standard of the fitting installed fails to meet that of the approved sample or if the fitting is found to be unsuitable for use in fresh water plumbing systems.

This acceptance is only applicable to the main body of the fitting, unless otherwise specified.

For the use of the fitting in any project, the General Acceptance Number of this letter must be quoted as a means of identification of acceptance of the fitting by this Authority.

Should you have any enquiries, please contact our Engineer Mr. Terry KUNG at tel. no. 3583 4086.

Yours faithfully,



(CHAN Chung-kun)

for Director of Water Supplies

Encl.

c.c. WSD 3321/1/82] - without catalogue
 ME/MC] - with soft copy only